

API Adaptor Wear Inspection Gauge

12842PA

CIVACON's API Adaptor Wear Inspection Gauge is designed to check the wear level specifically on the surface of the API Adaptor that the Loading Coupler cams mate too. This mating surface becomes worn over time and eventually can create improper coupling causing product leakage during loading and unloading operations. Proper use of the API Adaptor Gauge will ensure that the API Adaptor meets the API Recommended Practice API RP 1004



Fig. 1

Instructions for use

- Checking Wear On The API Nose Cam Mating Surface (45° Rear Surface)



Fig. 2

The API Adaptor Gauge is designed to be positioned on to the API Adaptor by inserting it over the API Adaptor nose as shown in Fig. 1 and Fig. 2. Note that the Gauge is one directional and must be inserted by the direction of the engraved arrows as shown in Fig. 1.



Fig. 3

The Gauge must be centered on the API Adaptor for accurate gauging. To assist with centering, the Gauge incorporates a sight hole shown in Fig. 3. A visual indicator mark placed on the center of the API Adaptor poppet may assist with positioning using the Gauge sight hole.

CAUTION—Not centering the Gauge will cause inaccurate measuring.

Rev B Dec. 11 2018

API Adaptor Wear Inspection Gauge


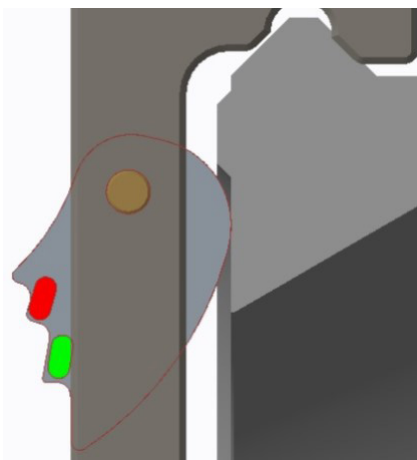


Fig. 4

Once it is verified that the API Adaptor Gauge sight hole is centered on the API Adaptor nose, press on the Gauge Dial as shown in Fig. 4.

The Gauge Dial incorporates Steps that are identified with a (RED) and (GREEN) indicator.

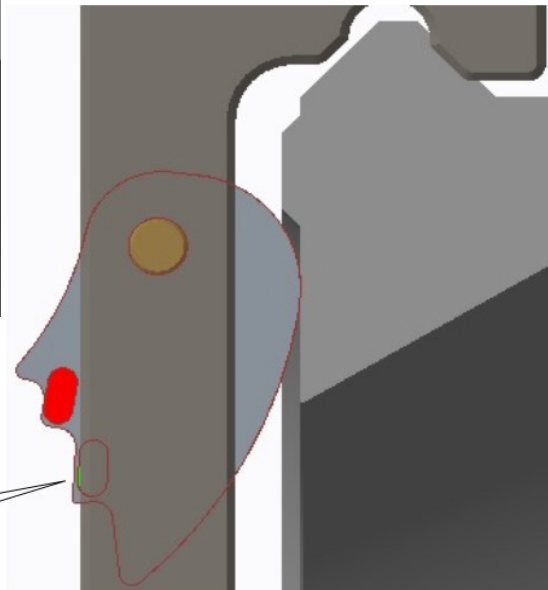
It is important to gauge all areas on the API Adaptor Nose that show signs of wear.



IN SPECIFICATION -

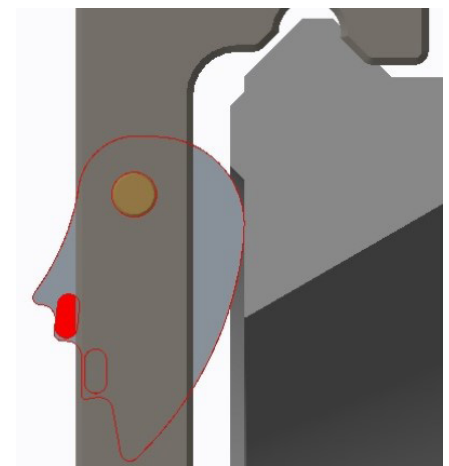
High side of specification.
Area between the two edges (highlighted in red) is in specification

API is in specification until this edge is completely below the Gauge Body.



IN SPECIFICATION -

Low side of specification.



OUT OF SPECIFICATION -

Edge (highlighted in red) is completely below the gauge body.

API Adaptor Wear Gauge Verification

It is recommended to verify the API Adaptor Gauge on a known good and known bad API Adaptor at a minimum of an annual basis to ensure that it is reading correctly.

Ordering Information

P/N 12749: API Adaptor Gauge