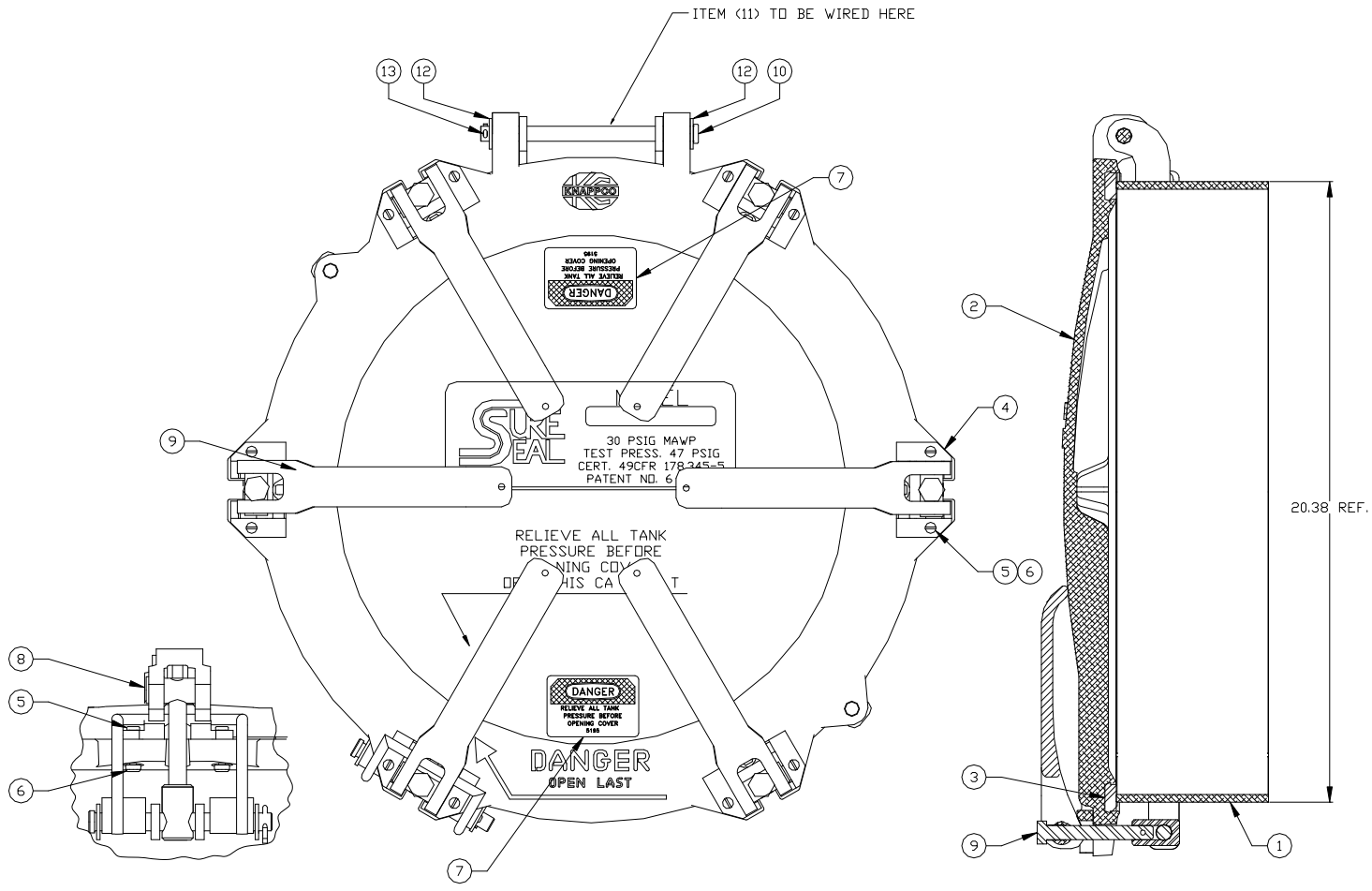




# LM1151 20" Pressure Manhole

PARTS BREAK DOWN

P/N: 70010RP



ITEM	PART NUMBER	DESCRIPTION	QTY.
1	3467	Aluminum Weld Ring	1
2	9093 <sup>1</sup>	Aluminum Cover	1
3	9209 <sup>1</sup>	Gasket, White Neoprene	1
4	6832 <sup>1,3</sup>	Wear Plate, Nylon	6
5	6585 <sup>1,3</sup>	Screw, Hex 10-24 x 1 1/2"	12
6	4486 <sup>1,3</sup>	Lock Nut	12
7	5195 <sup>1</sup>	Danger Decal	2
8	10870 <sup>2,3</sup>	Cam Assy. w/ Safety Catch	1
9	10869 <sup>2,3</sup>	Cam Assy.	5

1 - Included in 12218, 2 - Included in 12439, 3 - Included in 11734

ITEM	PART NUMBER	DESCRIPTION	QTY.
10	3955 <sup>2</sup>	Clevis Pin, 1/2 x 7"	1
11	5259	Tag (Weld Ring Flatness)	1
12	1043 <sup>2</sup>	Washer, 1/2 Flat	2
13	1045 <sup>2</sup>	Cotter Pin	1

REPAIR KITS

12218	LM+ Cover Assy. Kit
12439	LM+ Cam Assy. Kit w/ Hinge Pin
11734	LM+ Cam Assy. Kit w/ Wear Plates



PHONE: (816) 741-6600 • (888) 526-5657 • Fax: (816) 741-1061  
 4304 Mattox Road • Kansas City, MO 64150 • www.suresealinc.com

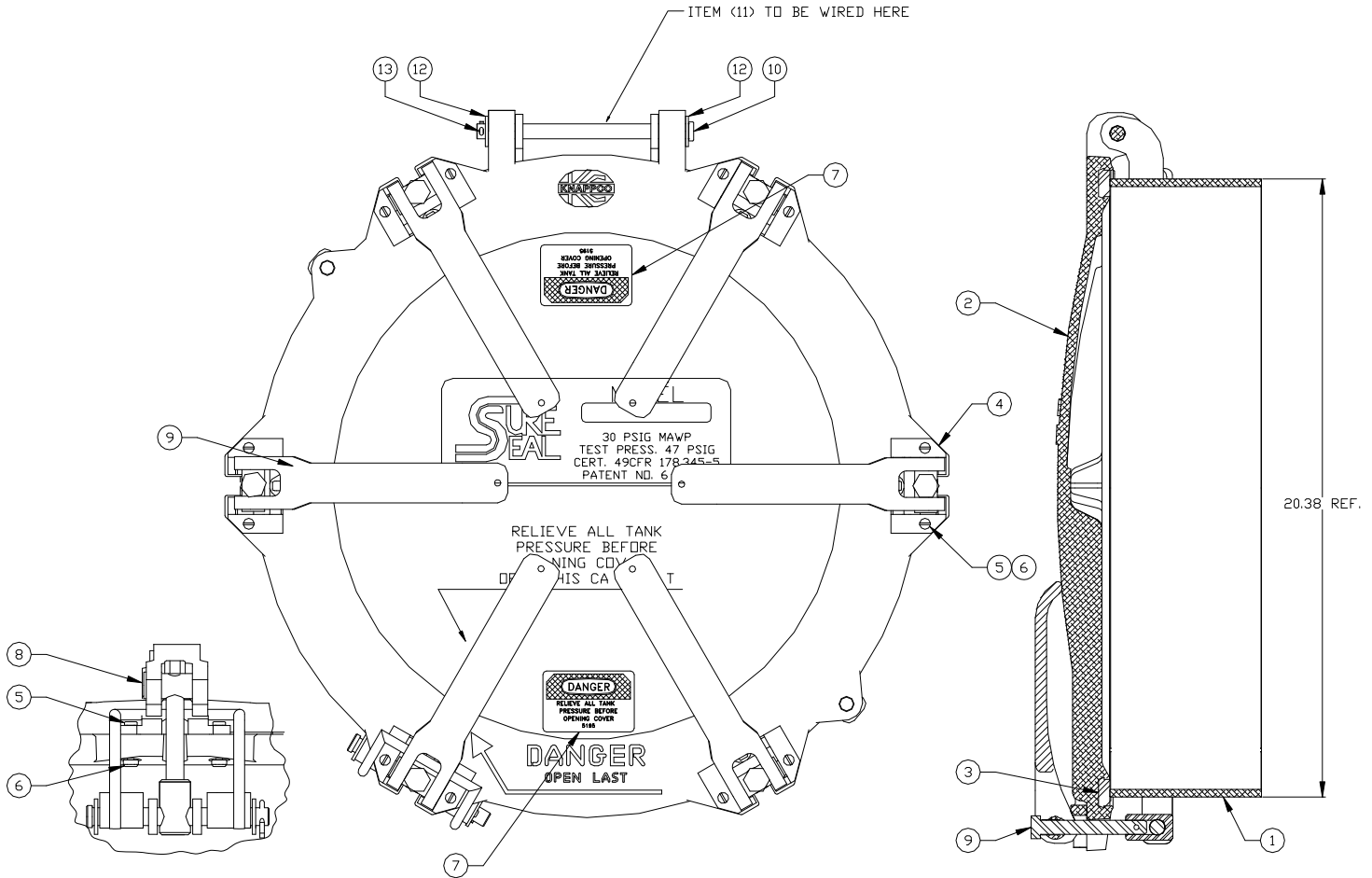
Rev. +, May 2012



# LM1251 20" Pressure Manhole

PARTS BREAK DOWN

P/N: 70011RP



ITEM	PART NUMBER	DESCRIPTION	QTY.
1	3512	Steel Weld Ring	1
2	9093 <sup>1</sup>	Aluminum Cover	1
3	9209 <sup>1</sup>	Gasket, White Neoprene	1
4	6832 <sup>1,3</sup>	Wear Plate, Nylon	6
5	6585 <sup>1,3</sup>	Screw, Hex 10-24 x 1 1/2"	12
6	4486 <sup>1,3</sup>	Lock Nut	12
7	5195 <sup>1</sup>	Danger Decal	2
8	10870 <sup>2,3</sup>	Cam Assy. w/ Safety Catch	1
9	10869 <sup>2,3</sup>	Cam Assy.	5

ITEM	PART NUMBER	DESCRIPTION	QTY.
10	3955 <sup>2</sup>	Clevis Pin, 1/2 x 7"	1
11	5259	Tag (Weld Ring Flatness)	1
12	1043 <sup>2</sup>	Washer, 1/2 Flat	2
13	1045 <sup>2</sup>	Cotter Pin	1

REPAIR KITS

12218	LM+ Cover Assy. Kit
12439	LM+ Cam Assy. Kit w/ Hinge Pin
11734	LM+ Cam Assy. Kit w/ Wear Plates

1 - Included in 12218, 2 - Included in 12439, 3 - Included in 11734

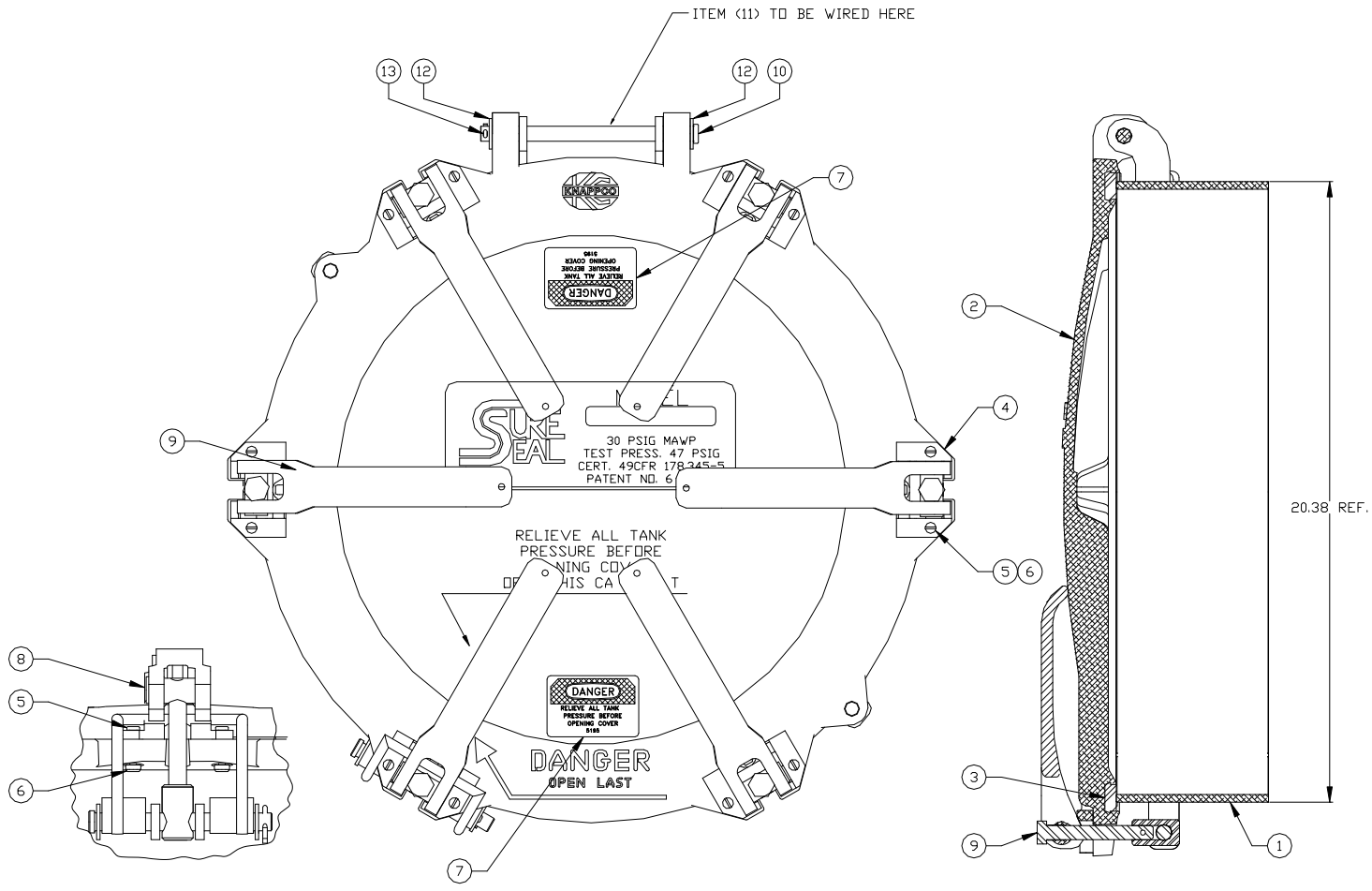




# LM1161 20" Pressure Manhole

PARTS BREAK DOWN

P/N: 70009RP



ITEM	PART NUMBER	DESCRIPTION	QTY.
1	3467	Aluminum Weld Ring	1
2	9093 <sup>1,2</sup>	Aluminum Cover	1
3	9821 <sup>1,2</sup>	Gasket, Black Buna-N	1
4	6832 <sup>1,2,4</sup>	Wear Plate, Nylon	6
5	6585 <sup>1,2,4</sup>	Screw, Hex 10-24 x 1 1/2"	12
6	4486 <sup>1,2,4</sup>	Lock Nut	12
7	5195 <sup>1,2</sup>	Danger Decal	2
8	10870 <sup>3,4</sup>	Cam Assy. w/ Safety Catch	1
9	10869 <sup>3,4</sup>	Cam Assy.	5

1 - Included in 12219, 2 - Included in 10143, 3 - Included in 12439, 4 - Included in 11734

ITEM	PART NUMBER	DESCRIPTION	QTY.
10	3955 <sup>2,3</sup>	Clevis Pin, 1/2 x 7"	1
11	5259	Tag (Weld Ring Flatness)	1
12	1043 <sup>2,3</sup>	Washer, 1/2 Flat	2
13	1045 <sup>2,3</sup>	Cotter Pin	1

REPAIR KITS

	12219	LM+ Cover Assy. Kit	
	10143	LM+ Cover Assy. Kit w/ Hinge Pin	
	12439	LM+ Cam Assy. Kit w/ Hinge Pin	
	11734	LM+ Cam Assy. Kit w/ Wear Plates	



PHONE: (816) 741-6600 • (888) 526-5657 • Fax: (816) 741-1061  
 4304 Mattox Road • Kansas City, MO 64150 • www.suresealinc.com

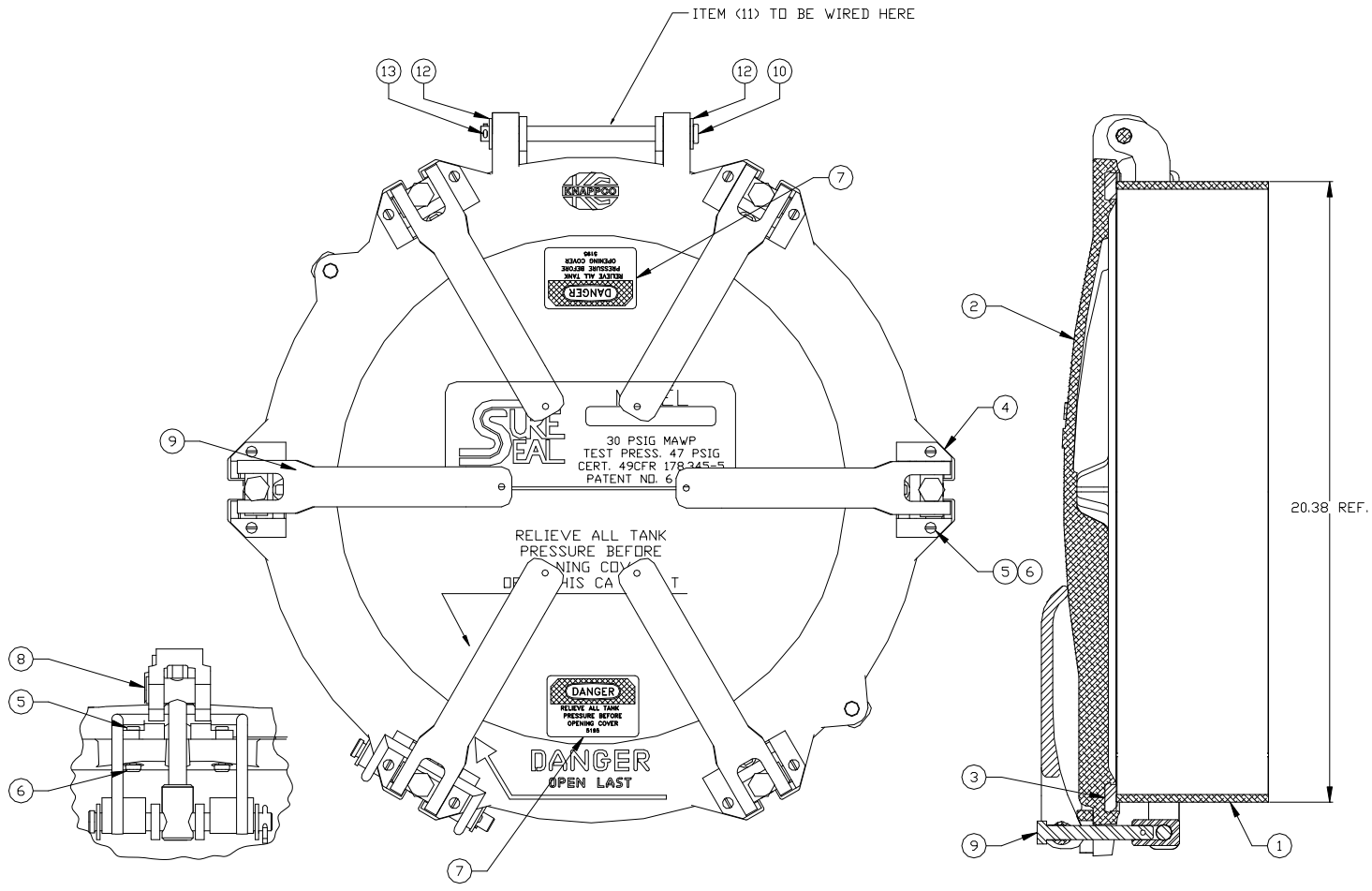
Rev. +, May 2012



# LM1261 20" Pressure Manhole

PARTS BREAK DOWN

P/N: 70008RP



ITEM	PART NUMBER	DESCRIPTION	QTY.
1	3512	Steel Weld Ring	1
2	9093 <sup>1,2</sup>	Aluminum Cover	1
3	9821 <sup>1,2</sup>	Gasket, Black Buna-N	1
4	6832 <sup>1,2,4</sup>	Wear Plate, Nylon	6
5	6585 <sup>1,2,4</sup>	Screw, Hex 10-24 x 1 1/2"	12
6	4486 <sup>1,2,4</sup>	Lock Nut	12
7	5195 <sup>1,2</sup>	Danger Decal	2
8	10870 <sup>3,4</sup>	Cam Assy. w/ Safety Catch	1
9	10869 <sup>3,4</sup>	Cam Assy.	5

1 - Included in 12219, 2 - Included in 10143, 3 - Included in 12439, 4 - Included in 11734

ITEM	PART NUMBER	DESCRIPTION	QTY.
10	3955 <sup>2,3</sup>	Clevis Pin, 1/2 x 7"	1
11	5259	Tag (Weld Ring Flatness)	1
12	1043 <sup>2,3</sup>	Washer, 1/2 Flat	2
13	1045 <sup>2,3</sup>	Cotter Pin	1

REPAIR KITS

	12219	LM+ Cover Assy. Kit	
	10143	LM+ Cover Assy. Kit w/ Hinge Pin	
	12439	LM+ Cam Assy. Kit w/ Hinge Pin	
	11734	LM+ Cam Assy. Kit w/ Wear Plates	



PHONE: (816) 741-6600 • (888) 526-5657 • Fax: (816) 741-1061  
 4304 Mattox Road • Kansas City, MO 64150 • www.suresealinc.com

Rev. +, May 2012